

WELCOME TO



PAVILION

THEATRE

DÚN LAOGHAIRE

Visual Guide

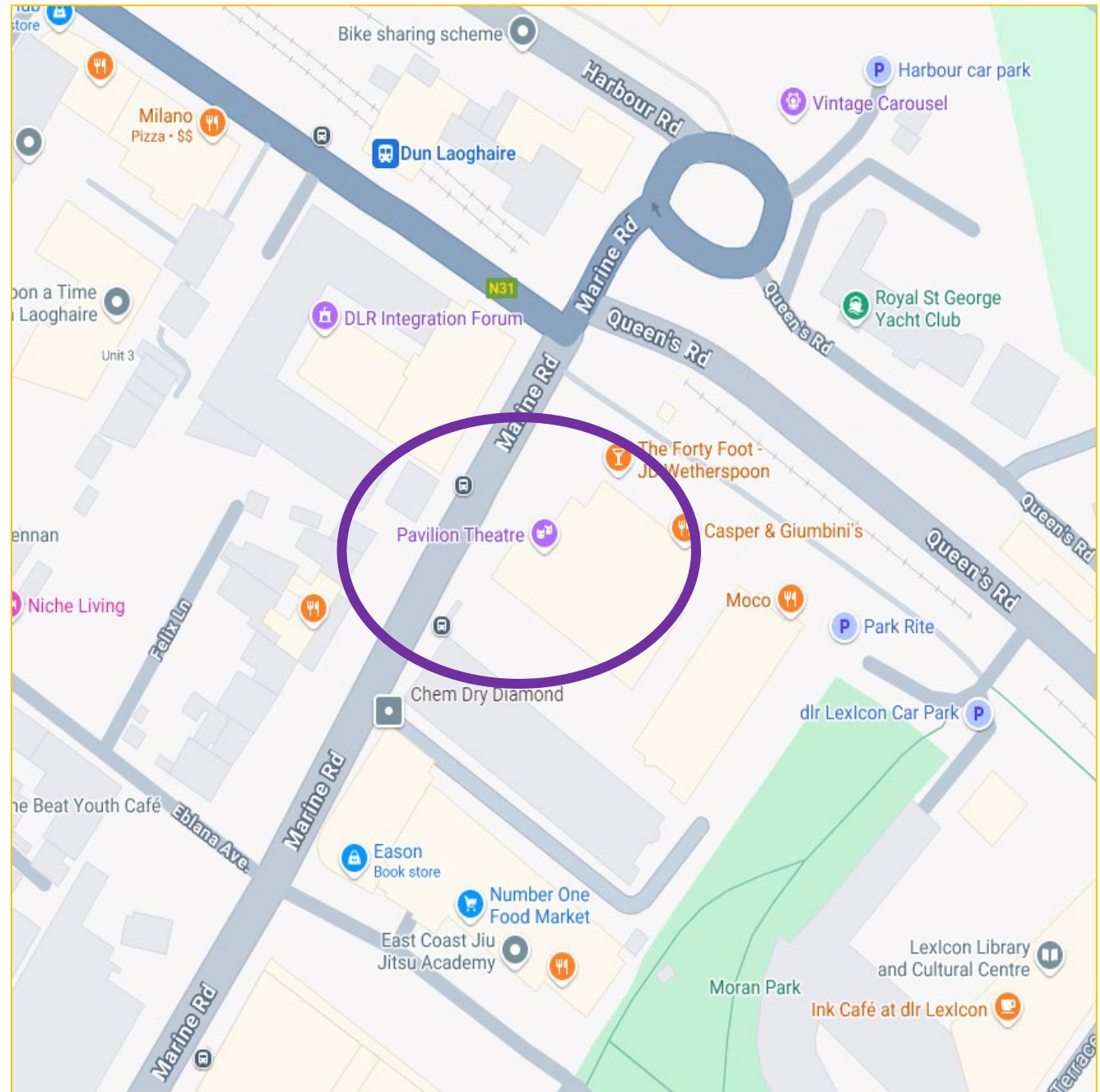
This **visual guide** will help you get ready for your visit to **Pavilion Theatre**.


You might find this particularly helpful if you're a little **nervous** about your trip, if you have any specific **sensory sensitivities**, or **access requirements**, or if you've never been to a theatre before.

You will see a lot of new, and fun things.

We can't wait to see you!

This is a map of **Dún Laoghaire**, with the location of the theatre circled





- When approaching the theatre, you may use **the ramp**, which is located on Marine Road and leads up to the main entrance
- There are also a set of **steps** (*not pictured*) beside the ramp, which you can also use

- This is the front of the building, called **Pavilion Theatre**

- This is where we go to see a **show** or **play**



What is a **play**?

- A **play** is a kind of story told by people called **performers**. The performers pretend to be different people in the play - these are called **characters**.
- You will go and sit in a big room called a **theatre** with a lot of other people who want to see the play, known as the **audience**.
- The performers will wear special clothes called **costumes** and tell the story with singing, dancing and jokes.

This is the **audience** watching the **play**

This is a **performer**, playing a **character** and wearing a **costume**



When you approach
the main entrance,
the door will open
automatically, or
sometimes it is
always open




While you are waiting for your show, you can wait in the **FOYER** (foy-ay)



The foyer can sometimes be **crowded and noisy** before a show

If you feel **overwhelmed**, or need somewhere quiet, just tell someone with a **name badge**, and we will help


This is the **BOX OFFICE**



There will always
be a member of
staff behind this
desk, if you need
any help

This is where people
can buy, and collect
their **tickets** for the
show

Your ticket may also
have been sent to
you in an **email**





Beside the Box Office there is a **TV Screen** that displays images of all upcoming shows

Below the screen, there are **flyers** for some of the shows

You are welcome to take any of these home



This is the **BAR**

Here you can buy a selection of **snacks** and **drinks**

Including **fruit juice** and **soft drinks**, and **crisps**, **lollipops** and **jellies**.

Staff members will be here to help with **money**, and will bring your items to your seat if you cannot carry them

For some performances (ones specifically for Schools) the bar is not open. For any performance, starting after 5pm, alcohol will also be available to purchase.





Also in the foyer... is the **BOOK SWAP**

There is one for **adults**



... and one for kids!

If you see a **book** that
you like, please take
it!

Or, if you have read all
your books at home, you
can bring them in for
other children to enjoy!



The **TOILETS** are in the foyer

The **female** toilets are on the far left



The **male** toilets, and the **accessible** toilet, are on the far right



The accessible toilet also includes a **Baby Changing Station**



THE FOYER

2. FEMALE TOILETS

4. MALE TOILETS
& ACCESSIBLE TOILET



1. BOOK SWAP

3. BAR

5. BOX OFFICE


Entrance to the
auditorium (2)


Entrance to the
auditorium (1)

TIME FOR THE SHOW!

When it's nearly time for the play to start, there may be an **announcement** over the speakers to let you know you can enter the **AUDITORIUM (Theatre)**. These doors will be opened, and your ticket will be checked.

Do you want to go in **early**?
Just ask, and our staff will
do their best to help.





TICKETS

These are **blank** paper tickets, which have been printed at the Box Office

Tickets may have been **emailed**, and printed at home, or someone might have them **downloaded** on their **phone**

Tickets will have the **name of the show**, the **time & date** of the performance, **seat number** and a **QR code**


(This is an example of a QR code)



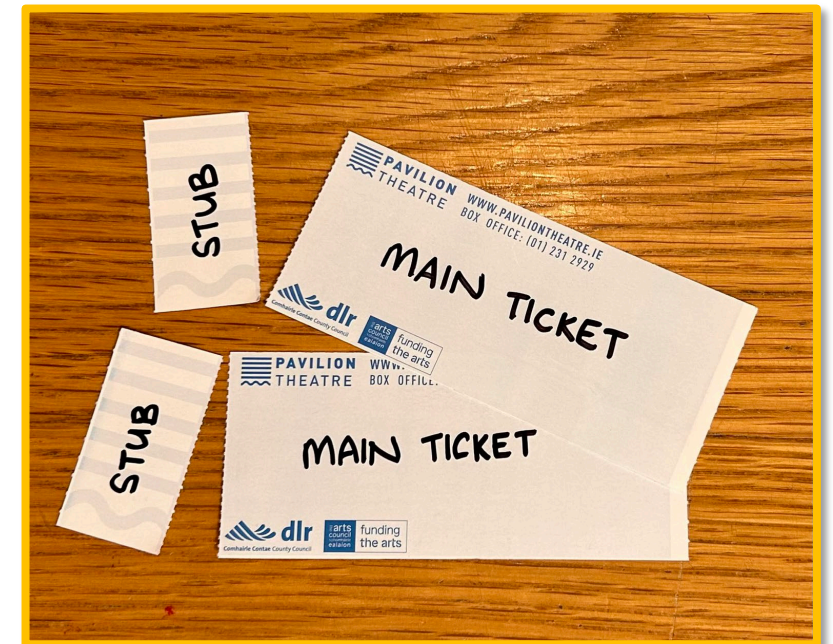
All tickets will be **SCANNED** by a member of staff, before you take your seat

Here is a picture of one of our **SCANNERS**

It will **beep** when scanning your tickets, and a **red light** will flash



For some shows, we will tear the **stub** off the **main ticket**, and return the main ticket to you



Time to take your seats..!

For most events your **SEAT** will be on your ticket, it will have a **letter** of the alphabet and a **number**


The letter (**A-N**) is the **ROW**, the **number** is the actual **SEAT**

This is what the seats look like

They fold down so you can sit on them



THE AUDITORIUM



1 2 3 4 5 6 7 8 9 10 11 12 13 14 15 16 17 18 19

If you have any problems finding your seat, there will be someone to help you

IF YOU ARE ATTENDING WITH
YOUR **SCHOOL** or **SPECIALIST**
GROUP

Your ticket may not have a letter
and number

Please sit with your **class**, or
wherever you have been asked to
sit by your teacher or assistant



We are fully **accessible**, and **wheelchair user** friendly!

There is step free access from the main road directly into the auditorium

If you are seated in **ROW H-N**,
on a **BALCONY**, or in one of
the **BOXES** we have a brand-
new **LIFT** to bring you upstairs

It has an automatic door –
so don't stand too close!






If you, or someone you are with, use a **WHEELCHAIR**

For a **Film Screening**, we can accommodate one wheelchair user and a companion in our **BALCONY**

It is important for the theatre staff to know this information in **advance**, so make sure someone has told **box office staff** before you arrive

... and are attending a **LIVE EVENT**, seats in the **FRONT ROW** can be removed to provide space for the Wheelchair user, and one companion



While you are waiting for the play to start...



You may have to wait for other **audience** members to find their seats. This can be **busy and noisy**, and you may have to stand up, if you can, to let people walk past you.



Quiet **music** will also be played while you wait.



This may make you feel **excited**, or impatient, but everyone will settle down when the play starts.

Once the show has started

The auditorium gets **darker**,
and the stage gets **bright**

This is so we can see what is
happening on the stage



While the play is taking place on the stage...



You need to stay in your **seat**, unless the performers ask you to stand up, jump, dance, etc.




You may need to be seated for up to **1 hour** (60 minutes)



If you do need to leave the room to use the **toilet**, or just to **take a break**, you can – just make sure to let a grown up know

It's good to not be **too loud** so that everyone can hear the performers. You might hear other people making **noises**, and if you need to make a noise that's OK too.



Sometimes the **performers** will even ask you to answer a question or make a noise. It's **fun** to join in but you don't have to, if you don't want to.



People may **clap**, and **laugh** during the show, which can be very loud.



At the **END** of the play the performers will all stand on the stage, and some people may **clap** and make **noise**. This is called **APPLAUSE**.

The main **LIGHTS** will then come back on

It can be very **loud and bright**



When you are ready to go, you can **leave** through the same doors you came in

Remember they will automatically open for you, or may be wide-open already



We really hope you enjoyed your visit to Pavilion Theatre, and we look forward to seeing you again soon!



If you have any feedback on this pack / guide, please email niall@paviliontheatre.ie or call 01 231 2929 and ask to speak to the General Manager

For more information regarding the Accessibility of Pavilion Theatre please see our website: paviliontheatre.ie/visit/accessibility

We have a 360° Virtual Tour of the Theatre included.

Thanks so much for taking your time to read this.