



to

 **PAVILION  
THEATRE**

This pack will help you get ready for your visit to Pavilion Theatre.

You will see a lot of new and fun things.

Here are some pictures to help you along the way.

We hope you have a great time.





Here are the things you will see on the day.

This building is called Pavilion Theatre. We go here to see the show.





The ramp to the theatre is located on Marine Road and leads up to the main doors.



The main door is automatic. It opens when you approach it.





This is an area where we sit and relax before the show.



There are flyers on the wall like this. These are for all the new shows.





This is the Box Office.

This is where we collect our tickets.

You can also buy tickets for shows here and ask questions about the show.





This is the bar where you can buy snacks and drinks.



This is the book swap in the reception.  
If you see a book you like, please take it!



There is one for children



and one for adults.





The toilets are in the reception area.

The Ladies' toilets on the left.



The Men's and Accessible toilets are on the right.





The Ladies' toilets are over here.



The Men's and Accessible toilets are over here.

This is what the toilets are like inside



Men's toilets



Ladies' toilets





Entrance to the  
Accessible toilet



Accessible toilet



There are also baby  
changing facilities here  
too.





This is the door to the auditorium.

We go through here when it is time for the show.

Do you want to go in early?

This is possible, just ask us at the Box Office.

On the way into the auditorium we will check your ticket. Tickets can be printed at home or at the Box Office.



These are blank tickets; your tickets will have the name of the show, the date and a QR code on them.



Sometimes we will take the stub of the ticket, or we will use a scanner.

It will beep when scanning your tickets and shine a red light.

Stubs and tickets:



The scanner looks like this:






Where will you sit? On seats in rows like this.

There will be a seat number on your ticket for most shows.

For cinema, you can choose to sit anywhere.

Our staff will help you find a seat.



For live performances we can remove these seats in the front row to make room for audience members in wheelchairs.

For cinema we can remove seats in the balcony.  
It's important to let us know this in advance.





That's the stage in front of all the seats.  
The auditorium gets dark before the stage gets bright at the start of a show.





For cinema events the theatre looks like this:





At the end of a show people clap and make noise.  
It can be very loud and bright, and some shows are quiet or dark.

Some shows have an interval in the middle for people to have a break and maybe buy a snack.

This is the refreshment tray, where you can buy water and ice cream from some of our ushers.



There will be other people in the auditorium who are watching the show with you.  
Sometimes the auditorium will be very full.

There is no hot food allowed  
in the auditorium.



Soft drinks and sweets  
are allowed.





This is the exit to leave after the show.



If you would like to see the theatre before your visit, please contact us and we will see if we can arrange this.

We have information regarding Accessibility available on our website:  
<http://www.paviliontheatre.ie/visit/accessibility>.

You can even take a virtual tour of the theatre through this link:  
<https://www.paviliontheatre.ie/visit/virtual-tour>.

If you have any feedback, please email [niall@paviliontheatre.ie](mailto:niall@paviliontheatre.ie) or phone 01 2312929 and ask to speak to the Operations Manager, Niall

We hope you enjoy yourself at Pavilion Theatre!